

WHO ENROLLS IN HIGH SCHOOL ART CLASSES?

Over half (52.7%) of the high school graduates earned credit in visual arts courses according to the 1998 High School Transcript Study (HSTS) report. The HSTS collected data from 24,218 transcripts of students who graduated in 1998 from a sample of 264 schools. The study provides information regarding current course offerings in visual arts and course-taking patterns in the nation's secondary schools. Similar studies were conducted in 1982, 1987, 1990 and 1994; thus changes in patterns can be studied and compared.

By subject:

- The percentage of high school graduates earning 'any arts' (art, music, dance, drama) credits increased from 55% in 1982 to 69% in 1998.
- The percentage of high school graduates earning visual arts credits increased from 44% in 1982 to 52.7% in 1998.
- The percentage of high school graduates earning music credits increased from 33% in 1982 to 34.5% in 1998.
- The percentage of high school graduates earning dance credits increased from 1.6% in 1982 to 6.4% in 1998.
- The percentage of high school graduates earning drama credits increased from 5.9% in 1982 to 12.3% in 1998.

By region:

- The percentage of high school graduates earning visual arts credits in the South was 45% in 1998.
- The percentage of high school graduates earning visual arts credits in the Midwest was 49% in 1998.
- The percentage of high school graduates earning visual arts credits in the Northeast was 57% in 1998.
- The percentage of high school graduates earning visual arts credits in the West was 64% in 1998.

By gender:

- The percentage of female graduates earning visual arts credits increased from 44% in 1982 to 52% in 1998.
- The percentage of male graduates earning visual arts credits increased from 44% in 1982 to 53% in 1998.

By school type:

- The percentage of public school graduates earning visual arts credits increased from 43% in 1982 to 51% in 1998.
- The percentage of nonpublic school graduates earning visual arts credits increased from 50% in 1982 to 61% in 1998.

By community type:

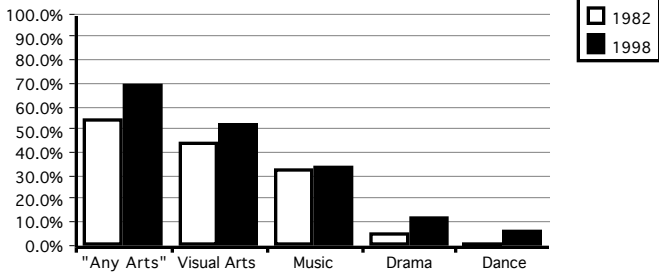
- The percentage of urban school graduates earning visual arts credits was 51% in 1998.
- The percentage of suburban school graduates earning visual arts credits was 56% in 1998.
- The percentage of rural school graduates earning visual arts credits was 46% in 1998.

By race/ethnicity:

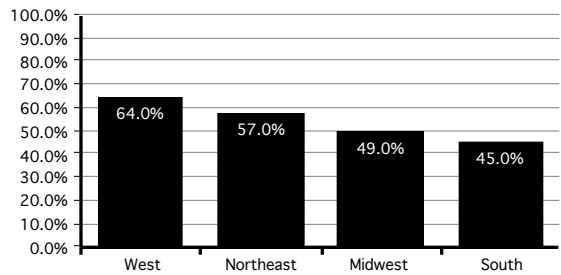
- The percentage of White school graduates earning visual arts credits was 51% in 1998.
- The percentage of Black school graduates earning visual arts credits was 46% in 1998.
- The percentage of Hispanic school graduates earning visual arts credits was 63% in 1998.
- The percentage of Asian/Pacific school graduates earning visual arts credits was 56% in 1998.
- The percentage of Native American school graduates earning visual arts credits was 66% in 1998.

Source: *NCES Report 2001-498: The 1998 High School Transcript Study Tabulations: Comparative Data on Credits Earned and Demographics for 1998, 1994, 1990, 1987, and 1982 High School Graduates*. The National Center for Education Statistics (NCES), OERI, U.S. Department of Education (www.ed.gov/NCES/). The 600-page report, NCES 2001-498, is for sale from the U.S. Department of Education, ED Pubs, P.O. Box 1398, Jessup, MD.

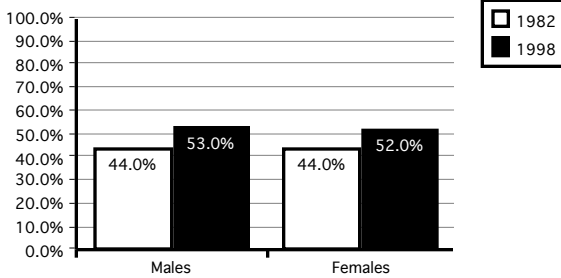
By Subject Matter



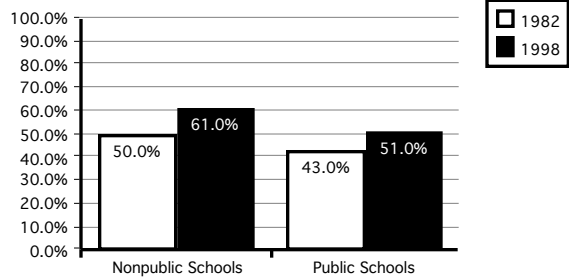
By Region - 1998



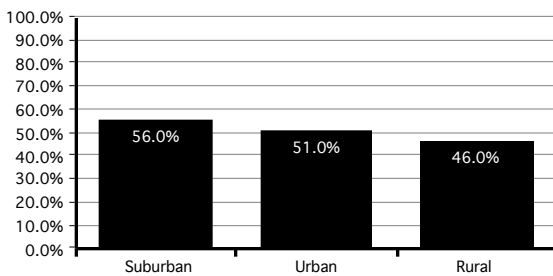
By Gender



By School Type



By Community Type - 1998



SOURCE: NCES Report 2001-498: *The 1998 High School Transcript Study Tabulations: Comparative Data on Credits Earned and Demographics for 1998, 1994, 1990, and 1982 High School Graduates*. The National Center for Education Statistics (NCES), OERI, U.S. Department of Education (www.ed.gov/NCES/)

By Race/Ethnicity - 1998

